

**STATEMENT OF APPROVED BUDGET, UTILIZATIONS, DISBURSEMENTS AND BALANCES**  
**(For Off-Budgetary Funds)**  
**As at the Quarter Ending December 31, 2021**

Department : State Universities and Colleges (SUCs)  
 Agency/Entity : Negros Oriental State University  
 Operating Unit : < not applicable >  
 Organization Code (UACS) : 08 072 0000000  
 Fund Cluster : 05 Internally Generated Funds  
 (e.g. UACS Fund Cluster: 05-Internally Generated Funds and 06-Business Related Funds)


Particulars	UACS CODE	Approved Budget			Utilizations					Disbursements					Balances		
		Approved Budgeted Revenue	Adjustments (Reductions, Modifications)	Adjusted Budgeted Revenue	1st Quarter Ending March 31	2nd Quarter Ending June 30	3rd Quarter Ending Sept. 30	4th Quarter Ending Dec. 31	Total	1st Quarter Ending March 31	2nd Quarter Ending June 30	3rd Quarter Ending Sept. 30	4th Quarter Ending Dec. 31	TOTAL	Unutilized Budget	Unpaid Obligations	
																Due and Demandable	Not Yet Due and Demandable
1	2	3	4	5=[(3)+(4)]	6	7	8	9	10=[(6)+(7)+(8)+(9)]	11	12	13	14	15=[(11)+(12)+(13)+(14)]	16=(5-10)	17	18
General Administration and Support	10000000000000	313,293,171.05	(556,007.71)	312,737,163.34	7,686,081.68	12,262,541.09	7,120,079.17	37,306,803.34	64,375,505.28	4,747,840.36	5,120,337.55	5,465,740.53	15,147,780.45	30,481,698.89	248,361,658.06	3,023,217.53	30,870,588.86
General Management and Supervision	100000100001000	313,293,171.05	(556,007.71)	312,737,163.34	7,686,081.68	12,262,541.09	7,120,079.17	37,306,803.34	64,375,505.28	4,747,840.36	5,120,337.55	5,465,740.53	15,147,780.45	30,481,698.89	248,361,658.06	3,023,217.53	30,870,588.86
PS		10,161,401.82	(3,135,018.70)	7,026,383.12	200,065.03	345,222.91	183,465.26	1,040,314.86	1,769,068.06	200,065.03	345,222.91	183,465.26	1,013,462.19	1,742,245.39	5,257,315.06	26,822.67	0.00
MOOE		149,327,744.86	1,658,822.88	150,986,567.74	5,966,866.65	5,586,135.68	5,137,175.46	14,034,746.18	30,724,923.97	4,547,775.33	4,120,364.64	4,333,739.39	8,099,770.18	21,011,649.54	120,261,643.77	526,394.86	9,096,879.57
CO		153,804,024.37	920,188.11	154,724,212.48	1,519,150.00	6,331,182.50	1,799,438.45	22,231,742.30	31,881,513.25	0.00	654,750.00	948,535.88	6,034,518.08	7,637,803.96	122,842,699.23	2,470,000.00	21,773,709.29
Sub-Total, General Administration and Support		313,293,171.05	(556,007.71)	312,737,163.34	7,686,081.68	12,262,541.09	7,120,079.17	37,306,803.34	64,375,505.28	4,747,840.36	5,120,337.55	5,465,740.53	15,147,780.45	30,481,698.89	248,361,658.06	3,023,217.53	30,870,588.86
PS		10,161,401.82	(3,135,018.70)	7,026,383.12	200,065.03	345,222.91	183,465.26	1,040,314.86	1,769,068.06	200,065.03	345,222.91	183,465.26	1,013,462.19	1,742,245.39	5,257,315.06	26,822.67	0.00
MOOE		149,327,744.86	1,658,822.88	150,986,567.74	5,966,866.65	5,586,135.68	5,137,175.46	14,034,746.18	30,724,923.97	4,547,775.33	4,120,364.64	4,333,739.39	8,099,770.18	21,011,649.54	120,261,643.77	526,394.86	9,096,879.57
FinEx (if Applicable)		0.00	0.00	0.00	0.00	0.00	0.00	0.00	0.00	0.00	0.00	0.00	0.00	0.00	0.00	0.00	0.00
CO		153,804,024.37	920,188.11	154,724,212.48	1,519,150.00	6,331,182.50	1,799,438.45	22,231,742.30	31,881,513.25	0.00	654,750.00	948,535.88	6,034,518.08	7,637,803.96	122,842,699.23	2,470,000.00	21,773,709.29
Support to Operations	200000000000000	293,017,696.37	(2,050,311.07)	290,967,385.30	3,170,426.36	5,320,619.85	7,703,750.68	29,277,317.99	45,472,114.88	2,304,855.36	2,138,788.30	3,761,157.34	4,184,037.33	12,386,836.33	245,495,270.42	995,932.52	32,089,344.03
Auxiliary Services	200000100001000	293,017,696.37	(2,050,311.07)	290,967,385.30	3,170,426.36	5,320,619.85	7,703,750.68	29,277,317.99	45,472,114.88	2,304,855.36	2,138,788.30	3,761,157.34	4,184,037.33	12,386,836.33	245,495,270.42	995,932.52	32,089,344.03
PS		513,250.00	1,633,555.00	2,146,805.00	72,406.62	161,682.30	467,866.08	398,591.50	1,100,546.50	72,406.62	161,682.30	467,866.08	212,750.00	914,705.00	1,046,258.50	185,841.56	0.00
MOOE		219,895,288.62	7,938,807.93	227,834,096.55	2,831,519.74	3,810,028.55	2,417,204.60	12,145,197.94	21,203,950.83	2,332,448.74	1,975,106.00	2,853,745.26	1,353,716.85	8,415,076.85	206,430,145.72	810,091.02	11,978,782.96
CO		72,809,157.75	(11,622,674.00)	61,186,483.75	266,500.00	1,348,909.00	4,818,680.00	16,733,528.55	23,167,617.55	0.00	0.00	4,358,546.00	2,617,510.48	3,057,051.48	38,018,866.20	0.04	20,110,561.07
Sub-Total, Support to Operations		293,017,696.37	(2,050,311.07)	290,967,385.30	3,170,426.36	5,320,619.85	7,703,750.68	29,277,317.99	45,472,114.88	2,304,855.36	2,138,788.30	3,761,157.34	4,184,037.33	12,386,836.33	245,495,270.42	995,932.52	32,089,344.03
PS		513,250.00	1,633,555.00	2,146,805.00	72,406.62	161,682.30	467,866.08	398,591.50	1,100,546.50	72,406.62	161,682.30	467,866.08	212,750.00	914,705.00	1,046,258.50	185,841.56	0.00
MOOE		219,895,288.62	7,938,807.93	227,834,096.55	2,831,519.74	3,810,028.55	2,417,204.60	12,145,197.94	21,203,950.83	2,332,448.74	1,975,106.00	2,853,745.26	1,353,716.85	8,415,076.85	206,430,145.72	810,091.02	11,978,782.96
FinEx (if Applicable)		0.00	0.00	0.00	0.00	0.00	0.00	0.00	0.00	0.00	0.00	0.00	0.00	0.00	0.00	0.00	0.00
CO		72,809,157.75	(11,622,674.00)	61,186,483.75	266,500.00	1,348,909.00	4,818,680.00	16,733,528.55	23,167,617.55	0.00	0.00	4,358,546.00	2,617,510.48	3,057,051.48	38,018,866.20	0.04	20,110,561.07
Operations	300000000000000	682,753,323.56	(158,456,879.60)	524,296,443.96	4,302,293.57	9,749,935.66	46,056,443.45	88,792,005.73	148,900,678.41	1,884,678.82	4,099,812.66	9,219,863.44	44,934,999.29	59,939,354.21	375,395,765.55	2,136,592.58	86,824,731.62
OO: Relevant and quality tertiary education ensured to achieve inclusive growth and access of poor but deserving students to quality tertiary education increased	310000000000000	577,403,346.16	(140,534,077.47)	436,869,268.71	4,181,200.91	8,726,150.66	34,965,037.99	83,421,133.26	131,293,522.82	1,591,971.16	3,198,078.66	6,608,136.04	40,368,482.21	51,765,668.07	305,575,745.89	1,662,375.25	77,865,479.50
HIGHER EDUCATION PROGRAM	310100000000000	577,403,346.16	(140,534,077.47)	436,869,268.71	4,181,200.91	8,726,150.66	34,965,037.99	83,421,133.26	131,293,522.82	1,591,971.16	3,198,078.66	6,608,136.04	40,368,482.21	51,765,668.07	305,575,745.89	1,662,375.25	77,865,479.50
Provision of Higher Education Services	310100100002000	577,403,346.16	(140,534,077.47)	436,869,268.71	4,181,200.91	8,726,150.66	34,965,037.99	83,421,133.26	131,293,522.82	1,591,971.16	3,198,078.66	6,608,136.04	40,368,482.21	51,765,668.07	305,575,745.89	1,662,375.25	77,865,479.50
PS		62,869,174.25	(1,122,571.23)	61,746,603.02	701,294.82	779,177.32	1,304,746.07	13,297,241.34	26,062,459.55	701,294.82	779,177.32	1,280,746.07	21,295,272.93	24,056,491.14	35,663,963.47	806,014.98	1,219,953.45
MOOE		175,978,185.17	(34,124,821.99)	141,853,363.18	2,235,414.09	3,169,847.34	7,794,488.45	14,617,037.54	21,816,787.42	1,920,761.34	2,241,935.95	4,856,539.44	9,759,963.07	114,036,575.78	856,360.29	17,200,484.06	
CO		338,555,986.76	(105,286,504.25)	233,269,482.51	1,244,492.00	4,777,126.00	25,865,803.47	45,506,654.38	71,394,275.85	150,000.00	499,140.00	3,086,454.02	14,216,619.84	17,949,213.86	155,875,206.66	0.00	59,445,061.99
OO: Higher education research improved to promote economic productivity and innovation	320000000000000	73,577,304.91	(9,616,080.55)	63,961,224.36	100,207.66	936,955.00	10,577,085.74	3,786,523.79	15,400,772.19	92,707.66	881,739.00	2,603,837.40	4,019,634.03	7,597,919.09	48,560,452.17	361,067.90	7,441,786.20
ADVANCED EDUCATION PROGRAM	320100000000000	58,246,604.00	(86,400.00)	57,382,204.00	0.00	796,200.00	2,472,933.34	1,199,726.67	4,468,860.01	0.00	774,600.00	2,356,760.00	1,334,500.01	4,468,860.01	1,069,343.99	0.00	0.00
Provision of Advanced Education Services	320100100001000	58,246,604.00	(86,400.00)	57,382,204.00	0.00	796,200.00	2,472,933.34	1,199,726.67	4,468,860.01	0.00	774,600.00	2,356,760.00	1,334,500.01	4,468,860.01	1,069,343.99	0.00	0.00
PS		5,498,204.00	0.00	5,498,204.00	0.00	796,200.00	2,472,933.34	1,199,726.67	4,468,860.01	0.00	774,600.00	2,356,760.00	1,325,800.01	4,460,160.01	1,038,043.99	0.00	0.00
MOOE		76,400.00	(36,400.00)	40,000.00	0.00	0.00	0.00	0.00	0.00	0.00	0.00	0.00	0.00	8,700.00	31,300.00	0.00	0.00
CO		50,000.00	(50,000.00)	0.00	0.00	0.00	0.00	0.00	0.00	0.00	0.00	0.00	0.00	0.00	0.00	0.00	0.00
RESEARCH PROGRAM	320200000000000	67,952,700.91	(9,529,680.55)	58,423,020.36	100,207.66	140,755.00	8,104,152.40	2,586,797.12	11,931,912.18	92,707.66	107,139.00	244,077.40	2,685,134.02	3,129,088.08	47,491,108.18	361,067.90	7,441,786.20
Conduct of Research Services	320200100001000	67,952,700.91	(9,529,680.55)	58,423,020.36	100,207.66	140,755.00	8,104,152.40	2,586,797.12	11,931,912.18	92,707.66	107,139.00	244,077.40	2,685,134.02	3,129,088.08	47,491,108.18	361,067.90	7,441,786.20
PS		300,000.00	417,859.52	717,859.52	0.00	0.00	190,000.00	427,859.52	617,859.52	0.00	0.00	190,000.00	302,459.52	492,419.52	100,000.00	125,400.00	0.00
MOOE		56,831,028.27	(11,594,322.43)	45,236,705.84	100,207.66	140,755.00	3,977,614.00	739,822.80	11,378,546.66	92,707.66	107,139.00	54,077.40	388,410.00	622,334.06	43,658,159.18	235,667.90	520,544.70
CO		11,021,672.64	1,646,782.36	12,668,455.00	0.00	0.00	7,516,391.00	1,419,115.00	1,935,506.00	0.00	0.00	0.00	2,014,264.50	2,014,264.50	3,732,949.00	0.00	6,921,241.50
OO: Community engagement increased	330000000000000	31,772,872.47	(8,306,721.58)	23,466,150.89	20,885.00	86,830.00	514,319.72	1,584,348.68	1,206,383.40	0.00	21,995.00	5,890.00	546,883.05	575,788.05	21,259,587.49	113,149.43	1,517,465.92
TECHNICAL ADVISORY EXTENSION PROGRAM	330100000																

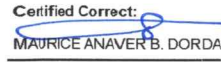
**STATEMENT OF APPROVED BUDGET, UTILIZATIONS, DISBURSEMENTS AND BALANCES**  
**(For Off-Budgetary Funds)**  
**As at the Quarter Ending December 31, 2021**

Department : State Universities and Colleges (SUCs)  
 Agency/Entity : Negros Oriental State University  
 Operating Unit : < not applicable >  
 Organization Code (UACS) : 08 072 000000  
 Fund Cluster : 05 Internally Generated Funds  
 (e.g. UACS Fund Cluster: 05-Internally Generated Funds and 06-Business Related Funds)


Particulars	UACS CODE	Approved Budget			Utilizations					Disbursements					Balances		
		Approved Budgeted Revenue	Adjustments (Reductions, Modifications/	Adjusted Budgeted Revenue	1st Quarter Ending March 31	2nd Quarter Ending June 30	3rd Quarter Ending Sept. 30	4th Quarter Ending Dec. 31	Total	1st Quarter Ending March 31	2nd Quarter Ending June 30	3rd Quarter Ending Sept. 30	4th Quarter Ending Dec. 31	TOTAL	Unused Budget	Unpaid Obligations	
																Due and Demandable	Not Yet Due and Demandable
1	2	3	4	5=([3+(-)4])	6	7	8	9	10=(6+7+8+9)	11	12	13	14	15=(11+12+13+14)	16=(5-10)	17	18
GRAND TOTAL		1,289,064,190.98	(161,063,198.38)	1,128,000,992.60	15,158,801.61	27,333,096.60	60,880,273.30	155,376,127.06	258,748,298.57	8,737,374.54	11,356,938.51	18,446,761.31	64,286,817.07	102,807,891.43	889,252,944.03	6,155,742.63	149,734,664.51
PS		81,499,030.07	(1,857,155.41)	79,641,874.66	973,766.47	2,082,282.53	4,619,010.75	26,487,710.44	34,162,770.19	973,766.47	2,060,682.53	4,481,837.41	24,282,451.20	31,798,737.61	45,476,104.47	1,144,079.13	1,219,953.45
MOOE		629,883,907.39	(44,658,423.19)	585,225,484.20	11,154,893.14	12,793,596.57	16,139,494.63	42,063,191.39	82,151,175.73	7,813,608.07	8,145,365.98	9,490,388.00	15,018,457.97	40,267,820.02	503,074,308.47	2,541,663.50	39,341,692.21
FinEx (if Applicable)		0.00	0.00	0.00	0.00	0.00	0.00	0.00	0.00	0.00	0.00	0.00	0.00	0.00	0.00	0.00	0.00
CO		577,681,253.52	(114,547,616.78)	463,133,636.74	3,030,142.00	12,457,217.50	40,121,767.92	86,825,225.23	142,434,352.65	150,000.00	1,150,890.00	4,474,535.90	24,965,907.90	30,741,333.80	320,696,281.09	2,470,000.00	109,223,018.65

This report was generated using the Unified Reporting System on 28/01/2022 05:09 version: FAR2.1.1 ; Status : PENDING

Certified Correct:  
  
 MARIA J. JIMIE T. LIMATOC, CPA  
 Acting University Budget Officer  
 Date:

Certified Correct:  
  
 MAURICE ANAVER B. DORDADO, CPA  
 University Chief Accountant  
 Date:

Recommending Approval  
 By:  
  
 RENE BOY A. CATUBIG, CPA  
 Chief Administrative Officer-Finance  
 Date:

Approved By:  
  
 JOEL P. LIMSON, PH.D.  
 University President  
 Date: